

Welcome



LE MONT-TREMBLANT 2 LAURENTIDES

SYLVAIN CONSTANTINEAU
MAINTENANCE SUPERVISOR
450 530-5062

JOHANE LEBLANC
ADMINISTRATION
581 886-3145

TONY CONSTANTINEAU
OWNER
418 392-9890

51, chemin du Nordet
Lac-Supérieur (Québec) J0T 1P0

info@residences-boutique.ca
www.residences-boutique.ca





TABLE DES MATIÈRES

Welcoming word.....	P. 3
Instructions	
Direction.....	P. 4
GPS coordinates.....	P. 4
General guidelines.....	P. 5
Front door	P. 6
Alarm system	P. 6
Air conditionner.....	P. 6
Telephone.....	P. 6
Basement fireplace	P. 7
First floor fireplace	P. 8
Water usage	P. 9
Sound system	P. 9
Espresso machine	P. 10
Espresso machine (usage instructions).....	P. 11
SPA (hot tub)	P. 12
BBQ	P. 13
Center of interest	
Grocery	P. 14
Restaurants	P. 15
Health care	P. 16
Activities.....	P. 17
Ski.....	P. 18
Golf	P. 19
Beach.....	P. 20
Bike.....	P. 21
Amenities	P. 22
Investing...in pleasure !.....	P. 23
Le Chalet	P. 24
Le Plein Nord	P. 25



LE MONT-TREMBLANT 2
LAURENTIDES



WELCOMING WORD

Thank you for choosing Le Mont-Tremblant 2 located in the municipality of Lac-Supérieur, in the heart of the Laurentians. The cottage is ideal for family gatherings, business meetings or to have a good time with friends.

Golf or skiing enthusiasts will be delighted by the world-renowned Tremblant ski resort located approximately 20 kilometers from the chalet and several world-class golf courses nearby.



For nature lovers, it is the paradise of being in such a peaceful environment, but so close to an area where activities are not lacking!



The cottage is built with superior materials, creating a majestic and impressive structure. Its living room with a stone fireplace and cathedral ceiling is a dream place to relax and enjoy the nature. Its large windows offers a spectacular view.

You have a fully equipped kitchen as well as a dining room that can accommodate 10 people. The cottage includes 5 luxurious bedrooms with queen beds offering great comfort.

We thought of everything so that your stay will be most enjoyable. Whether it is the relaxation room in the basement with its TV, fooseball table as well as its warm fireplace or the outdoor terrace with its spa directly on the gallery as well as its BBQ both available year round. And finally, the parterre where you can end the evening with friends around the outdoor fireplace while enjoying the large grounds for outdoor fun.



We invite you to continue reading the welcome booklet since you will find relevant information to make your stay more enjoyable.



LE MONT-TREMBLANT 2
LAURENTIDES



INSTRUCTIONS

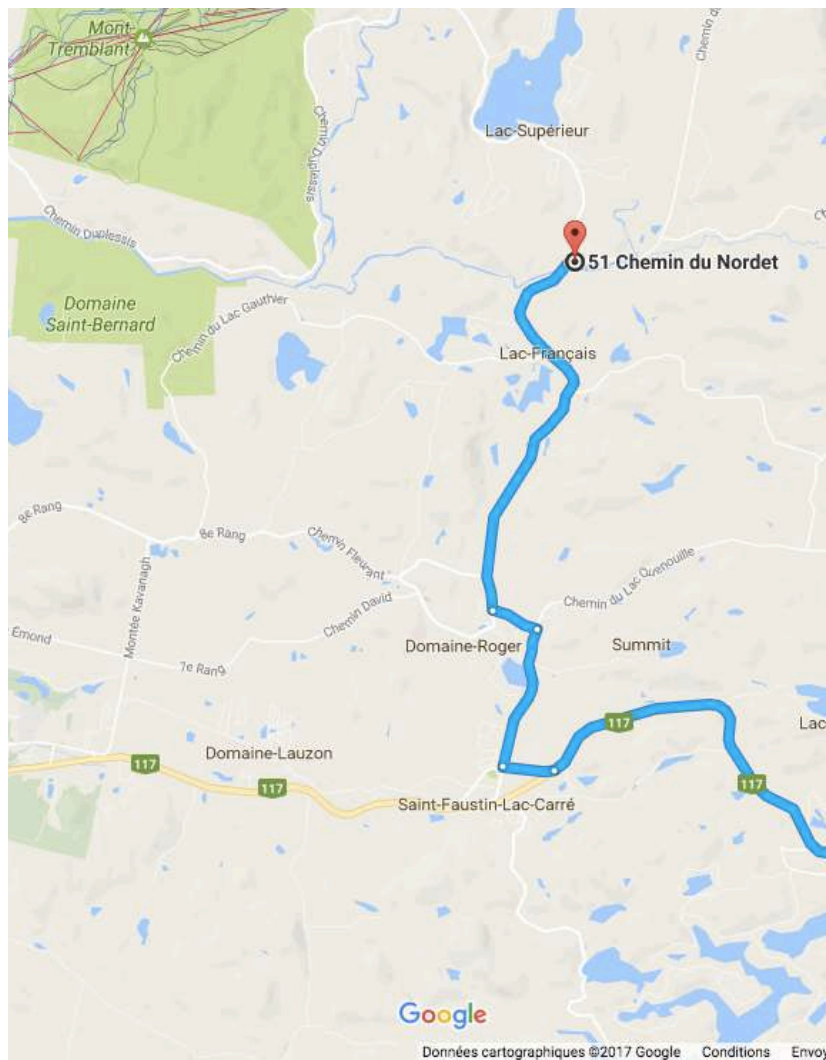
DIRECTION :

Address :

51, chemin du Nordet
Lac-Supérieur (Québec)
J0T 1P0

GPS coordinates:

Latitude : 46.188250
Longitude : -74.463806



Directions from Montreal :

- Take Route Transcanadienne/Autoroute 15 N in the direction of Laval/Saint-Jérôme
- Follow Autoroute 15 N in direction of Route Transcanadienne/QC 117 N, follow the directions to Sainte-Agathe-des-Monts
- Follow Route Transcanadienne/QC-117 N in direction of Chemin du Lac-Supérieur in Lac-Supérieur :
 - Take a slight turn to the right on rue Saint-Faustin
 - Turn right on rue Principale
 - Turn right on Chemin du Lac-Supérieur/rue du Moulin
 - Turn right on chemin du Nordet



LE MONT-TREMBLANT 2
LAURENTIDES



GENERAL GUIDELINES :

Check in : 4PM

Check out : 11AM

Pets are not allowed.

It is forbidden to smoke inside the Chalet.

Internet : Please choose the Wi-Fi signal : **Nordet**. The password is 51nordet.

Makeup removal should not be made with towels and these should not be used on the ground outside, otherwise you will be charged extra for laundering.

In our beautiful region, sometimes the cellular signal is unstable, feel free to use the telephone supplied in the cottage.

It is not necessary to wash the **bedding** or **towels** before departure.

When you leave, make sure the dirty dishes are put in the dishwasher and make sure the dishwasher is turned on.

We also ask you to make sure that the two **fireplaces** or the **air conditioning** (depending on the season) are switched off.



LE MONT-TREMBLANT 2
LAURENTIDES



FRONT DOOR :

- Upon arrival, enter your code as received with the instructions and turn the latch counter clockwise.
 - Upon departure, press the white button located above the keyboard and turn the latch clockwise.
-

ALARM SYSTEM :

- Upon arrival, enter your code to disable the alarm system.
 - When you leave, make sure all the doors are securely closed, enter the code to activate the alarm system. Once the system is armed, you have two minutes to leave.
-

AIR CONDITIONER :

- To maximize the efficiency of the air conditioner, make sure all windows are closed. With the help of the remote, press the green button COOL and then choose the desired temperature (a temperature of 24 degrees Celsius is recommended).
 - Before leaving, make sure to shut the air conditioner.
-

TELEPHONE :

- The phone number to reach the cottage is 873-803-0510.
-



FIRST FLOOR FIREPLACE:

The fireplace is gas and normally **the pilot is on**. You have to use the thermostat located on the wall for lighting. If the pilot has turned off, open the panel located under the stove and follow these instructions to turn it on:

For your safety :

- 1- Turn the "control valve" button to the off position.
- 2- Close the red valve.
- 3- Wait five minutes to evacuate any gas. If you smell gas near the fireplace, stop. If you do not smell gas, re-open the red valve and go to the next step.

Lighting the pilot :

- 4- Turn the gas knob "control valve" to the left until the Pilot indication is aligned with the arrow.
- 5- Push and hold the gas button down while you light the pilot by pressing the push button (ignitor). Keep fully depressed the gas button for a minute and release it. If the pilot does not stay lit, repeat steps 3-5.
- 6- When the pilot is lit, turn the gas knob to the left to ON.
- 7- You can now use the thermostat to the wall for lighting.

Please note that there is a delay of at least one minute between the time you adjust the thermostat and the ignition of the fireplace.



BASEMENT FIREPLACE:

The fireplace is gas and normally **the pilot is on**. You have to use the thermostat located on the wall for lighting. If the pilot has turned off, open the panel located under the stove and follow these instructions to turn it on:

For your safety :

- 1- Push and turn the "control valve" button to the off position.
- 2- Close the red valve.
- 3- Wait five minutes to evacuate any gas. If you smell gas near the fireplace, stop. If you do not smell gas, re-open the red valve and go to the next step.

Lighting the pilot :

- 4- Push and turn the gas knob "control valve" to the left until the Pilot indication is aligned with the arrow.
- 5- Push and hold the gas button down while you light the pilot by pressing the push button (ignitor). Keep fully depressed the gas button for a minute and release it. If the pilot does not stay lit, repeat steps 3-5.
- 6- When the pilot is lit, push and turn the gas knob to the left to ON.
- 7- You can now use the thermostat to the wall for lighting. Please note that there is a delay of about one minute between the time you adjust the thermostat and the lighting the fireplace.

Please note that there is a delay of at least one minute between the time you adjust the thermostat and the ignition of the fireplace.



LE MONT-TREMBLANT 2
LAURENTIDES



WATER USAGE :

- Our cottage is equipped with a septic tank and an artesian well, so we thank you for respecting these rules :

Toilet :

- We must throw only the toilet paper provided . Tissues and tampons are prohibited. Thank you kindly for putting them in the basket.

For showers :

- Since our water comes from an artesian well, we ask you to space the use of showers.
-

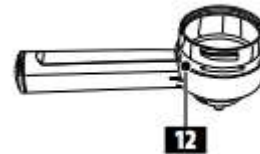
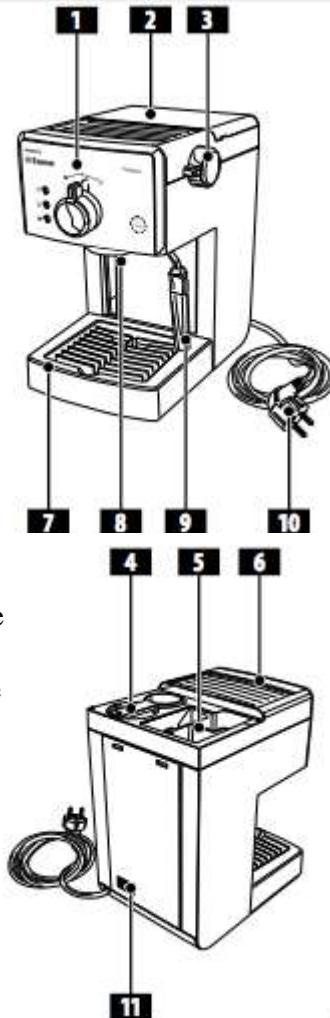
SOUND SYSTEM :

- To use the sound system, you need to use the Bluetooth function on your device.
 - 1- Hold the Bluetooth button on the sound system for 3 seconds.
 - 2- Turn on Bluetooth on your device (ie. Cell phone).
 - 3- Choose Marley's Get Together device in the list.
 - 4- It is possible to use the sound system for a single user at a time only via Bluetooth.
 - 5- It is forbidden to bring this device outside the cottage.
-



MACHINE À ESPRESSO :

- 1 Bandeau de commande
Control panel
- 2 Couvercle du réservoir à eau
Water tank lid
- 3 Bouton eau chaude/vapeur
Hot water/steam knob
- 4 Logement pour accessoires
Seat for accessories
- 5 Réservoir à eau
Water tank
- 6 Support égouttoir
Cup holder rest
- 7 Bac récupération d'eau + grille
Water recovery tray+grill
- 8 Groupe de distribution du café
Brew unit
- 9 Buse de vapeur
Steam wand
- 10 Câble d'alimentation
Power cord
- 11 Interrupteur ON/OFF
ON/OFF button



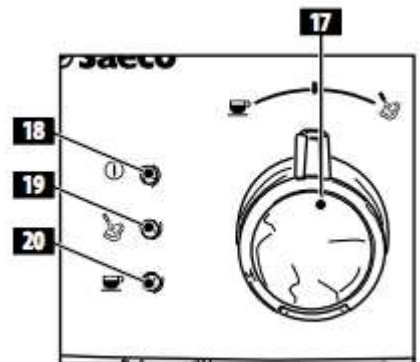
12 Porte-filtre pressurisé
Pressurized filter holder



13 Mesure à café moulu
Ground coffee measuring
scoop



- 14 Filtre à café moulu/Ground coffee filter
- 15 Adaptateur du filtre à dosettes de café
Pod filter adapter
- 16 Filtre à dosettes de café
Coffee pod adaptor



- 17 Bouton de sélection/Selection knob
- 18 DEL « Machine allumée »
"Machine ON" light
- 19 DEL « Vapeur prête »
"Steam ready" light
- 20 DEL café/eau - « Machine prête »
Coffee/water - "Machine ready"



LE MONT-TREMBLANT 2
LAURENTIDES



ESPRESSO MACHINE :

- 1- Fill the water tank and slide it into its position. Make sure it is deep enough for you to see the line below the two arrows.
- 2- Chose the cup size for the desired coffee. The small for an espresso or big for an extended.
- 3- The biggest one is in the dispenser. The espresso cup is located on top of the machine. When in use, you must first insert the rubber ring inside of the dispenser cup, then the espresso cup and then you put the coffee in.
- 4- Put in place the dispenser in the espresso machine.
- 5- Start espresso using the On/Off button witch is located at the back of the unit. Wait until the light of the mug turns green.
- 6- To start the coffee, turn the knob on the front of the machine to the drawing of a coffee cup.
- 7- Once the desired amount of coffee is reached, return the button to its original position.
- 8- To shake milk, place your cup containing the milk under the lever on the right of the coffee dispenser. From the button on the front of the machine, turn to the right and with the button on the right side of the machine, turn it counter clockwise and lather your milk until desired consistency and then place the button to the initial position.



LE MONT-TREMBLANT 2
LAURENTIDES



SPA (HOT TUB) :

Upon your arrival, water of the SPA has been checked and it is ready for use.

To maintain good water quality, it is better to be a maximum of 6 people at a time in the SPA and not to consume food and drinks inside the SPA. The fact that there may be food or drink in the SPA can make it unusable. If this is the case, an amount of \$ 200 will be kept from your security deposit for the cost of flushing the SPA.

Using the spa (see pictures below) :

- 1- Leave the bracket in place.
- 2- Fold the first part of the cover over the second cover (see photos) .
- 3- Take the bracket with both hands and move slowly backwards.

To maintain quality water, it is desirable to keep the jets in operation at all times during use. It is important not to leave the jet activator knob inside the spa closed for a long time, otherwise the water will lose its quality and the spa will no longer be usable. Once the SPA is complete, close the lid.

The manager of the cottage will clean the SPA every three days.





LE MONT-TREMBLANT 2
LAURENTIDES



BBQ :

Use steps :

- 1- Open the BBQ lid
- 2- Open the valve on the propane tank in the counter clockwise direction.

Ignition Procedure:

- 1- The button of one of the burners should be rotated counter clockwise to the maximum position and kept in this position about 7 seconds.
- 2- After seven seconds of waiting, push the ignition button and you should hear a click that triggers the ignition spark.
- 3- Switch on successively the other burners.

At the end of use, close the valve located on top of the propane tank.

NB Before leaving. be sure to clean the grill and the front of the BBQ.



LE MONT-TREMBLANT 2
LAURENTIDES



CENTER OF INTEREST

GROCERY :

Marché Bonichoix Lac-Carré

1871, Principale
Saint-Faustin-Lac-Carré (Québec) J0T 1J1
T. 819 688-2167

Magasin Général

120 Chemin de Kandahar,
Mont-Tremblant (Québec) J8E 1E2
T. 819 681-5994

IGA Tellier

412, route 117
Mont-Tremblant (Québec) J0E 2X5
T. 819 681-0330

Métro Mont-Tremblant

1011 Rue de Saint-Jovite
Mont-Tremblant (Québec) J8E 3J9
T. 819 425-3381

Super C

420, route 117
Mont-Tremblant (Québec) J8E 2X5
T. 450 429-6322



LE MONT-TREMBLANT 2
LAURENTIDES



RESTAURANTS :

LE RUSTIQUE

1993, Lac-Supérieur
Lac-Supérieur QC
T. 450 744-0545



The restaurant and bar Le Rustique proposes a reinvented kitchen made from local and seasonal products, according to the arrivals of the market.

www.rustiquerestobar.com

RESTAURANT AROME CAFÉ-BISTRO

852 rue de St-Jovite
Mont-Tremblant QC
T. 819 425-6346



Renowned as one of the best places to have breakfast in Mont-Tremblant, the Arome Restaurant also offers a fine table d'hôte for lunch.

<http://aromedecafe.com/fr/1>

LE ROUTIER

1470, route 117
St-Faustin-Lac-Carré
T. 818 688-6111



At Le Routier, we have the desire to serve the best dishes ever. Located minutes from the cottage, everyone will love it.

<https://leroutier.ca/>

ROTISSERIE ST-HUBERT

330, rue de St-Jovite
Mont-Tremblant QC
T. 819 425-2721



The St- Hubert rotisseries are one of the favorite family restaurant . We go there to have fun, celebrate with our love ones and eat well.

www.st-hubert.com

Le RESTO PUB SAINT ARNOULD

435 Rue des Pionniers
Mont-Tremblant QC
T. 819 425-1262



The chef and his team cook excellent dishes with beer as well as several great regional classics.

www.saintarnould.com/#le-resto-pub

LE CHEVAL DE JADE

688, rue de St-Jovite
Mont-Tremblant QC
T. 819 425-5233



Le Cheval de Jade is a French fine dining restaurant high quality served in a relaxed and friendly atmosphere.

www.chevaldejade.com



LE MONT-TREMBLANT 2
LAURENTIDES



HEALTH CARE :

ÉVASION SANTÉ SPA

88, du Chalet Royal
St-Faustin-Lac-Carré
T. 819 323-3434



The ecospa, or green spa, accords well-being with social responsibility.

www.evasionsante.com

SPA LE REFUGE

500, route 364 Ouest
Morin-Heights QC
T. 1 866 996-1796



A eucalyptus-scented thermotherapy experience awaits you in all four seasons in a unique rustic setting.

www.spalerefuge.com

AMERISPA SPA NORDIQUE MORIN-HEIGHTS

160, rue Watchorn
Morin-Heights QC
T. 1 866 263-7477



Nestled in the heart of a centennial forest in Morin-Heights, Amerispa Spa Nordique Morin-Heights offers you a sensational relaxing experience in a pure Nordic tradition.

www.amerispa.ca

SPA OFURO

777, Saint-Adolphe
Morin-Heights QC
T. 1 877 884-2442



You will be charmed by Ofuro's Japanese wooden architecture and its exceptional site.

www.spaofuro.com

RELAXIA

1699, Mont-Gabriel
Sainte-Adèle QC
T. 450 229-7034



Nested at the top of mount Gabriel, **Relaxia** is a near divine experience!

www.relaxia.ca



LE MONT-TREMBLANT 2
LAURENTIDES



ACTIVITIES :

ALPINE COASTER LE VIKING

350, avenue St-Denis
Saint-Sauveur QC
T. 450-227-4671



The Alpine coaster is a single car that slides freely in a series of steep descents and circular curves on a track cut through rugged mountain terrain.

www.montsaintsauveur.com

PARC AQUATIQUE MONT SAINT-SAUVEUR

350, avenue St-Denis
Saint-Sauveur QC
T. 450 227-4671



The largest water park in a mountain setting. **Parc aquatique Mont Saint-Sauveur** is THE family experience.

www.parcaquatique.com

CENTRE ÉQUESTRE DES LAURENTIDES

50, rue Tamarack
Morin-Heights QC
T. 450 530-1998



Horse riding just a little over 30 minutes away from the cabin.

www.centreequestredeslaurentides.com

D'ARBRE EN ARBRE MIRABEL

10423, Ste-Marianne
Mirabel QC
T. 450 433-9773



Within its forest park are 100 aerial challenges and activities, more than enough to provide strong sensations to children and adults alike.

www.parcsarbreenarbre.com

SUPER AQUA CLUB

322, de la Baie
Pointe-Calumet QC
T. 1 877 473-1013



Super Aqua Club is an enchanting place where fun, laughter and magic meet.

www.superaquaclub.com



LE MONT-TREMBLANT 2 LAURENTIDES



Ski :

TREMBLANT

1000, des Voyageurs
Mont-Tremblant QC
T. 1 888 738-1777



International destination, furrowed by 95 tracks, the mountain dominates a breathtaking landscape. All that only 15 minutes from the cottage. Taste the pure freedom, live Tremblant!
www.tremblant.ca

MONT BLANC

St-Faustin-Lac-Carré
J0T 1J2
T. 1 800 567-6715



Mont Blanc is a large mountain with the atmosphere of a small one only 15 minutes from the cottage. It has the size and variety to satisfy beginner as well as expert skiers.
www.skimontblanc.com

MONT SAINT-SAUVEUR

350, avenue St-Denis
Saint-Sauveur QC
T. 450 227-4671



Mont Saint-Sauveur is the world's largest evening ski resort.
www.montsaintsauveur.com

SKI MORIN HEIGHTS

231, rue Bennett
Morin-Heights QC
T. 450 227-2020



Morin Heights is a family-oriented ski resort settled in a microclimate taking advantage of abundant snowfall. A casual atmosphere and efficient chairlifts.
www.skimorinheights.com

RÉSEAU DE SKI DE FOND

50, ch. du Lac Écho
Morin-Heights QC
T. 450 226-1220



The municipality of Morin-Heights maintains a hundred miles long of trails for cross-country skiing and snowshoeing. 45 miles are traced mechanically.
www.skidefondlaurentides.com



LE MONT-TREMBLANT 2
LAURENTIDES



GOLF :

BALMORAL GOLF CLUB

100, ch. Balmoral
Morin-Heights QC
T. 450 226-5656



Located in Morin-Heights, Le Balmoral's 18-hole is recognized for its top-level quality. It represents a challenge for golfers of all levels, from beginner to expert.

www.lebalmoral.ca

GOLF TREMBLANT LE DIABLE ET LE GÉANT

Mont-Tremblant QC
T. 1 866 356-2233



Le Géant golf course will leave you breathless with the beauty of its scenery. Carved on the side of the mountain plateau, it sets a great view of the magnificent nature of the Laurentians.

www.tremblant.ca

THE ROYAL LAURENTIEN GOLF CLUB

2237, Lac-Nantel Sud
St-Faustin-Lac-Carré
Tel : 1 877 470-5454



For many years now, the **Royal Laurentien** is ranked as one of the most beautiful golf courses in Quebec and Canada.

www.royallaurentien.com

GOLF LE LACHUTE

355, rue Béthanie
Lachute QC
Tel : 450 562-5228



The Lachute among the most beautiful golf courses in Canada. The grass is always greener on us!

www.golflachute.com

ALPINE GOLF CLUB

1466, rue des Copains
Sainte-Adèle QC
T. 1 800 361-3303



The Alpine golf club is located on an green illuminated site since 1910. Succumb to the charm of a nearly century-old place supported by legendary hospitality.

www.golfalpine.ca



LE MONT-TREMBLANT 2
LAURENTIDES



BEACH :

LAC MONROE BEACH

4456, Lac Supérieur
Lac Supérieur
T. 1 800 665-6527



The park offers two supervised beaches: de la Crémaillère beach (la Diable Sector) and Lac-Provost beach (la Pimbina sector).

LAC RAYNAUD BEACH

545, ch. St-Bernard
Mont-Tremblant
T. 819 425-3588



The Lac Raynaud Beach, located at Domaine Saint-Bernard, is a real hidden treasure!

SAINTE-LUCIE BEACH

Rue Larocque
Ste-Agathe-des-Monts
T. 1 888 326-0457



Situated in the hart of the town of Sainte-Agathe-des-Monts, this beach allows visitors and residents the opportunity to cool down while taking advantage of the services offered in the downtown area.

MAJOR BEACH

Chemin Tour-du-Lac
Ste-Agathe-des-Monts
T. 1 888 326-0457



Major beach is situated near Camping Sainte-Agathe-des-Monts and the École de voile. It is the largest beach at Lac des Sables.

JEAN-GUY CARON BEACH

1080, ch. Chantecler
Sainte-Adèle QC
T. 450 229-2921



In the heart of Sainte-Adèle, this beach attracts locals and vacationers because of its family ambience, beautiful environment and the quality of its clear waters.



LE MONT-TREMBLANT 2
LAURENTIDES



BIKE :

PARC NATIONAL MONT-TREMBLANT

4456, Lac Supérieur
Mont-Tremblant QC
T. 1 800 665-6527



Drive slowly on the bike trails while taming the forest landscape. Eight circuits totaling 124 km of trails with beautiful views. Bike rental available.

www.sepaq.com

CORRIDOR AÉROBIQUE

50, ch. du Lac Écho
Morin-Heights QC
T. 1 800 561-6673



Once a 40 miles railway, it's perfect for cyclists looking for a safe wilderness experience.

ESPRESSO SPORTS

394, rue Principale
Saint-Sauveur QC
T. 450 744-0149



A Bike shop specializing in the sale, repair and bike rental. Our specialists are there for you!

www.espressosports.net



LE MONT-TREMBLANT 2
LAURENTIDES



AMMENITIES

- Fully equipped kitchen (cookware, crockery, utensils, assorted glasses)
- Regular filter coffee maker and Espresso machine / coffee provided
- Cleaning products provided
- Sanitary paper, paper towels, facial tissue supplied
- Bedding and towels provided
- Free wireless internet connection (Wi-Fi)
- Two indoor gas fireplace
- Outdoor fireplace / firewood supplied
- Dishwasher / soap provided
- Washing machine / dryer / soap provided
- Foosball table (babyfoot table)
- TV / satellite / DVD player
- Telephone
- Bluetooth audio system
- Shampoo and soaps : body, hands, for laundry, dishwashing and dishwasher.
- BBQ accessible year round and patio furniture
- Access to the spa all year round



LE MONT-TREMBLANT 2
LAURENTIDES



INVESTING...IN PLEASURE !

Many of us must make the difficult choice to buy a second home or invest their savings in order to have the most comfortable retirement. We make the choice of investing in real estate in order to plan for our older days. We therefore offer you to share with us the same experience ...Purchasing a property from us is making an investment in real estate by having a very good ratio between return on your investment and risk.

In addition, as the property belongs to you, it is possible to enjoy it as you wish. The idea is to have enough income to cover all expenses surrounding the residence, including payments on capital. This way, the initial investment needed is comparable to an investment in an RRSP.

Here are our chalets currently for sale :



Le Chalet

Selling price : 805 000 \$
Annual income : 100 000 \$



Le Mont-Tremblant 1

Selling price : 660 000 \$
Annual income : 85 000 \$



Le Plein Nord

Selling price : 355 000 \$
Annual income : 42 000 \$



Le Mont-Tremblant 2

Selling price : 660 000 \$
Annual income : 85 000 \$

**Find more details in
Annex**



Le Mont-Blanc

Selling price : 685 000 \$
Annual income : 92 000 \$

**Find more details in
Annex**



Le Charlevoix

Selling price : 735 000 \$
Annual income : 90 000 \$

**Find more details in
Annex**

These projects could become yours, contact us !